



Clear Creek Amana Community School District

2024/25 Boundary Analysis

BOE Work Session 12/14/23

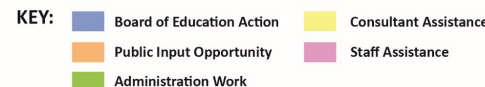
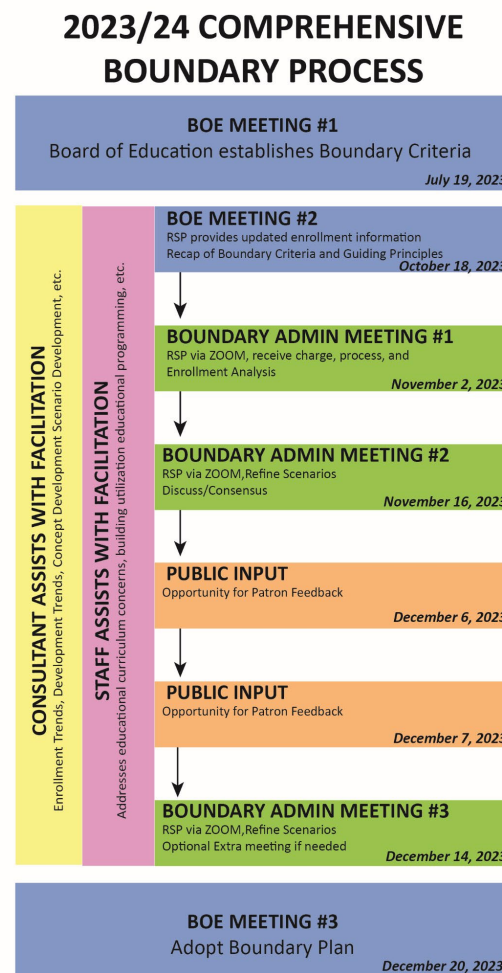

2023/24 Elementary Boundary Process

Boundary Goals:

- ❑ Balance elementary students between elementary schools
- ❑ Establish enrollment for the NEW East Ridge Elementary (open in 2024/25)
- ❑ Consider grade configuration options and discuss with administration team
- ❑ Consider boundary options and present to public for Board of Education adoption

Process Overview:

- ✓ **3** Boundary Administration meetings
- ✓ **2** Public Input opportunities
- ✓ **3** Board of Education meetings

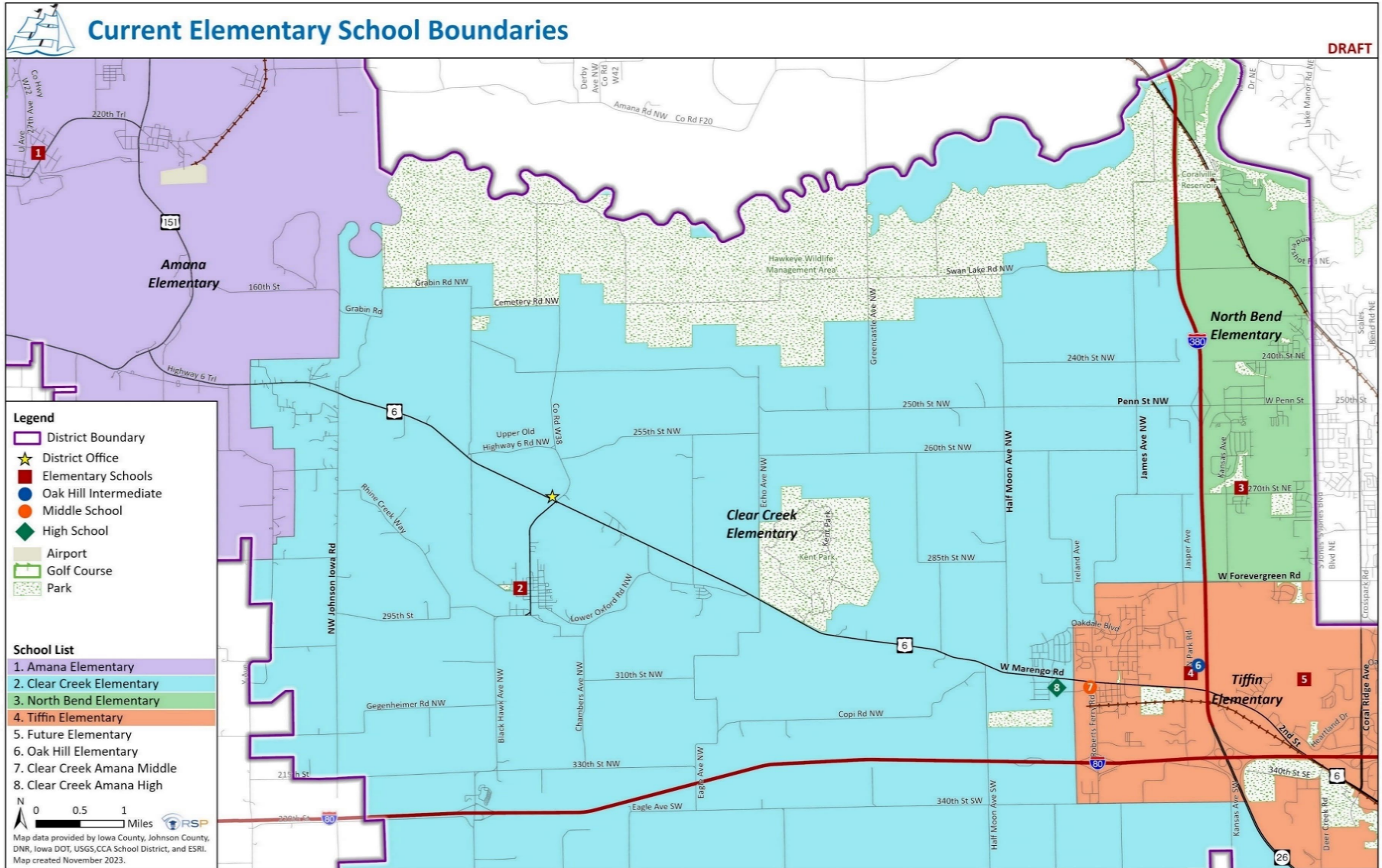


Updated September 28, 2023



Part 1: Setting the Stage

Current Elementary Boundary Map



Current Enrollment Projections

Current Boundaries: Elementary Projections	Grade Configuration	Capacity Instructional	2024/25		2025/26		2026/27		2027/28		2028/29	
			#	%	#	%	#	%	#	%	#	%
Amana Elementary	PK-4	475	123	26%	127	27%	127	27%	114	24%	115	24%
Clear Creek Elementary	PK-4	500	312	62%	304	61%	314	63%	320	64%	333	67%
North Bend Elementary	PK-3	500	390	78%	397	79%	408	82%	442	88%	468	94%
Tiffin Elementary	PK-3	540	423	78%	483	89%	524	97%	562	104%	592	110%
Oak Hill Elementary	4-5	575	451	78%	460	80%	441	77%	469	82%	492	86%
Total	PK-5	2,590	1,699	66%	1,771	68%	1,814	70%	1,907	74%	2,000	77%

Source: RSP & Associates, LLC. - October 2023

Updated: 11/28/23

Notes:

1. Utilization percentages use the Instructional Capacity as provided by Shive-Hattery in 2023 10-Year Planning Document
2. Green shading illustrates when a building is below 60% utilization of instructional capacity
3. Orange shading illustrates when a building is above 90% utilization of instructional capacity
4. Total enrollment may fluctuate between current and concept tables due to rounding at building level and grade configuration changes

Challenges to Address:

- Potential over-utilization challenges at North Bend Elementary (94% by 2028/29)
- Over-utilization challenges at Tiffin Elementary (97-110% by 2026/27)

New Facilities (2024/25):

- Opening of Clipper Early Childhood Academy will relieve PK from North Bend and Tiffin
- Opening of East Ridge Elementary School in Coralville will distribute students

Main Takeaway: The district must establish enrollment at the new facilities opening next year and address Tiffin and North Bend growth projections. The new buildings provide a **PROACTIVE** approach for the future of CCA Community School District.

BOE Approved Guiding Principles

The following are guiding principles for the Boundary Process:

- The School Board considers this boundary work as part of how to plan for other aspects of its district plan.
- The boundary should provide better educational opportunities at each school to ensure an equitable student experience at each school
- The district recognizes the power of an attendance area to create a community
Accessibility for families is essential (volunteering and attending school function are easier when the school is near)
- Future boundaries can anticipate future growth of the neighborhood
Walkability may not be possible currently – some schools may start with small enrollment in anticipation of growth
- The boundary proposed should utilize all the available District resources
- Consider attendance area lines that follow natural/manmade boundaries
- Goal to implement attendance area changes will begin in the 2024/25 school year
- The plan will result in one additional elementary school (Total of 6) with the following grade configuration over the next 2-4 years:
 - Amana PK-4
 - Clear Creek PK-4
 - North Bend PK-3
 - Oak Hill 4-5
 - Tiffin PK-3
 - New School K-4
- Grandfathering/Transfers/Student Options are determined/recommended by District Administration

Prioritized Boundary Criteria

Results from 07/19/23

The following are always to be considered:

- Boundary Natural Features
- Demographic Considerations
- Duration of Boundaries
- Fiscal Capital Consideration
- Fiscal Operational Considerations**
- Neighborhoods Intact**
- Projected Enrollment/Capacity Considerations**
- Students Impacted by Boundary Change
- Transportation Considerations

Board of Education prioritization provides structure for the boundary discussion:



Fiscal Operational Considerations

Boundaries that plan to maximize district resources in a fiscally responsible manner and minimize the need for more staffing to ensure class size follows district policy



Neighborhoods Intact

Boundaries that ensure neighborhoods are maintained in a school's attendance area. There should be logical limits to define a neighborhood and utilize RSP Planning Areas.



Projected Enrollment/Building Utilization

Boundaries that focus on balancing enrollment, so each building is utilized efficiently while not projected to exceed functional capacity for several years.

Academics, Culture, Economics (ACE)

ACE Concept Importance:

- ❑ Relationship between all three pillars and the impact they have on each other
- ❑ It is a framework that starts the larger boundary discussion
- ❑ Not focused on a physical building or space
- ❑ Provides balance and prevents tunnel vision

Keeps everyone focused on what is important: **Students, Staff, Families, and Community**



Academics

21st Century Learning
College & Career Ready
Relevant & Rigorous
Class Size
Enrollment/Capacity

Culture

Athletics & Activities
Clubs & Organizations
Student Engagement
Parent Involvement
Traditions/Pride
Safety



Economics

Repurpose of Schools
Remodeling/ Additions
New Construction
Bond Referendums
Community Support
Ability/Desire to Afford

Grade Configuration Change

Administration is recommending a change to the elementary grade configuration to best utilize available resources and staffing:

School	Current Grade Configuration	2024/25 Grade Configuration
Amana Elementary	PK to 4 th grade with boundary	PK to 4 th grade with boundary
Clear Creek Elementary	PK to 4 th grade with boundary	PK to 4 th grade with boundary
North Bend Elementary	PK to 3 rd grade with boundary	K to 3 rd grade with boundary
Tiffin Elementary	PK to 3 rd grade with boundary	K to 1 st grade with boundary
Oak Hill Elementary	4 th grade from North Bend and Tiffin boundaries and all of 5 th grade	2 to 3 rd grade paired with Tiffin
East Ridge Elementary (opening in 2024/25)		4 th to 5 th grade; 4 th grade from North Bend and Tiffin and all 5 th grade
Clipper Early Childhood (opening in 2024/25)		PK from Tiffin and North Bend boundaries

POLICY DISCLAIMER: Grade configuration is an operational decision made by the superintendent and the administration team. The Board of Education establishes the attendance boundaries and is seeking public input on the different boundary concepts.

Part 2: Preliminary Boundary Concepts

Boundary Concepts

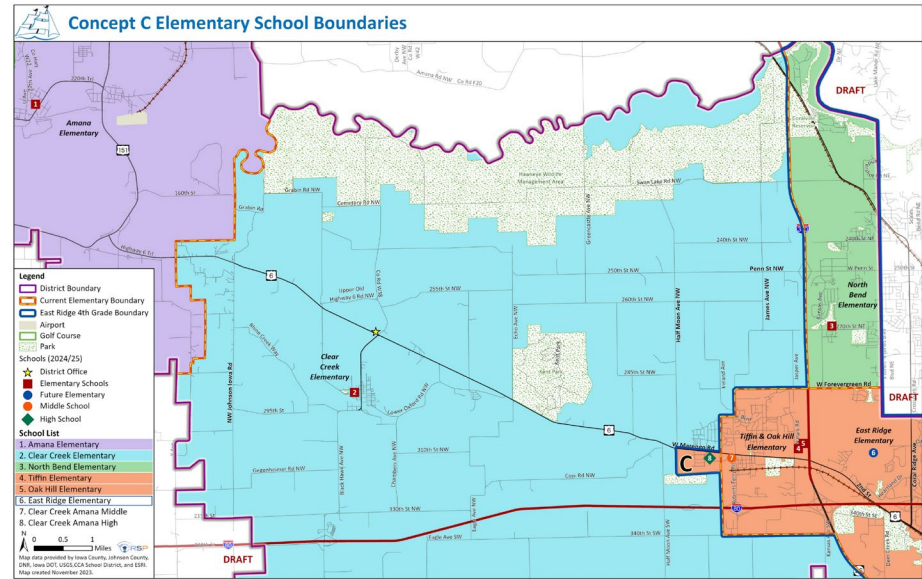
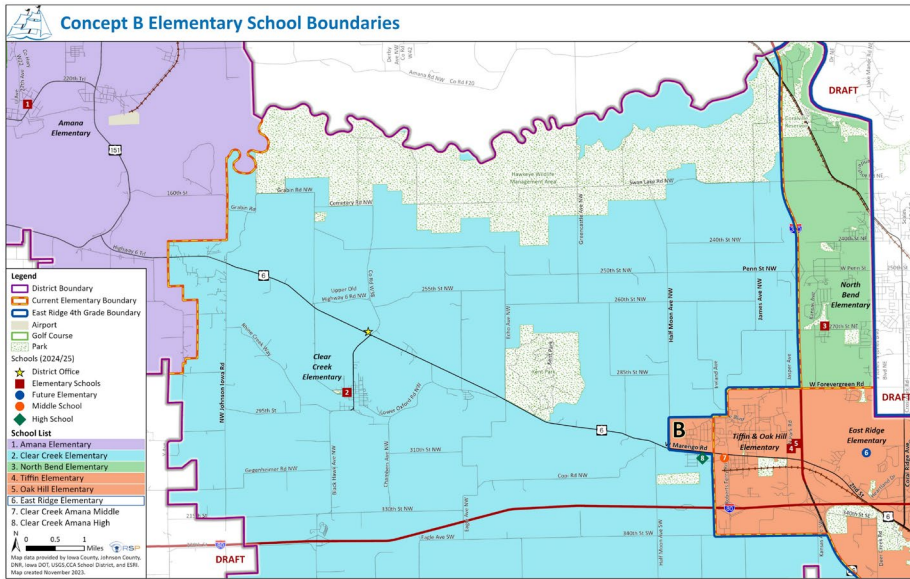
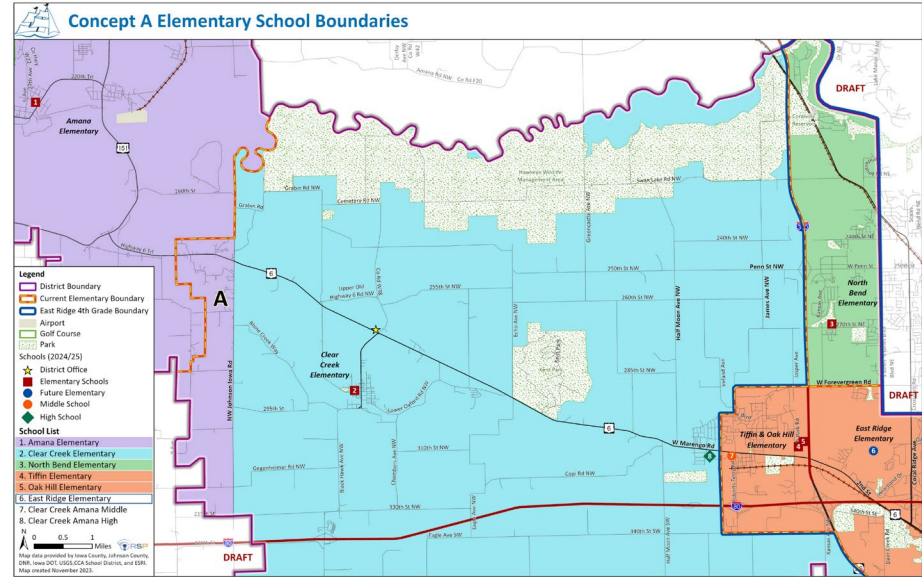
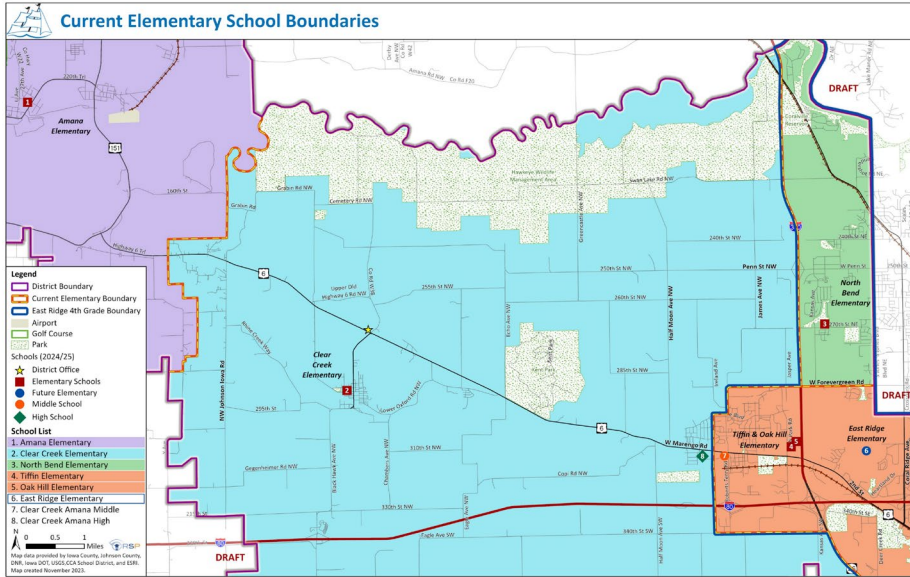
Administration team and the Board of Education is asking for public input on four boundary options:

- Current Boundaries: No shift in attendance boundaries
- Concept A: Area marked **A** shifts from Clear Creek to Amana Elementary School
- Concept B: Area marked **B** shifts from Clear Creek to Tiffin Elementary School
- Concept C: Area marked **C** shifts from Clear Creek to Tiffin Elementary School

Enrollment projection tables are provided for each concept to consider how building utilization differs between the proposed boundary plans.

POLICY DISCLAIMER: Grade configuration is an operational decision made by the superintendent and the administration team. The Board of Education establishes the attendance boundaries and is seeking public input on the different boundary concepts.

Concept Discussion



Current Boundaries: Enrollment Projections

Current Boundaries: Elementary Projections	New Grade Configuration	Capacity Instructional	2024/25		2025/26		2026/27		2027/28		2028/29	
			#	%	#	%	#	%	#	%	#	%
Amana Elementary	PK-4	475	123	26%	127	27%	127	27%	114	24%	115	24%
Clear Creek Elementary	PK-4	500	312	62%	304	61%	314	63%	320	64%	333	67%
North Bend Elementary	K-3	500	338	68%	348	70%	365	73%	390	78%	415	83%
Tiffin Elementary	K-1	540	199	37%	223	41%	242	45%	257	48%	266	49%
Oak Hill Elementary	2-3	575	176	31%	202	35%	224	39%	246	43%	266	46%
East Ridge Elementary	4-5	800	443	55%	455	57%	435	54%	464	58%	490	61%
Clipper Early Childhood Academy	PK	180	100	56%	107	59%	101	56%	111	62%	113	63%
Total	PK-5	3,570	1,691	47%	1,766	49%	1,808	51%	1,902	53%	1,998	56%

Source: RSP & Associates, LLC. - October 2023

Updated: 12/14/23

Notes:

1. Utilization percentages use the Instructional Capacity as provided by Shive-Hattery in 2023 10-Year Planning Document
2. Green shading illustrates when a building is below 60% utilization of instructional capacity
3. Orange shading illustrates when a building is above 90% utilization of instructional capacity
4. Total enrollment may fluctuate between current and concept tables due to rounding at building level and grade configuration changes

Note: East Ridge Capacity Updated to be a 4th-5th grade configuration.

Observations

- No shifts from the current boundaries
- Challenges resolved at Tiffin and North Bend elementary schools
- Amana Elementary is lowest utilized facility at about 25% utilization
- East Ridge Elementary brought online at 55-61% utilization
- Provides a proactive approach to elementary balance and creates the available capacity for open enrollment of students to potentially increase in the district

Concept A Boundaries: Enrollment Projections

Concept A Boundaries: Elementary Projections	New Grade Configuration	Capacity Instructional	2024/25		2025/26		2026/27		2027/28		2028/29	
			#	%	#	%	#	%	#	%	#	%
Amana Elementary	PK-4	475	134	28%	139	29%	139	29%	124	26%	127	27%
Clear Creek Elementary	PK-4	500	300	60%	292	58%	303	61%	310	62%	322	64%
North Bend Elementary	K-3	500	338	68%	348	70%	365	73%	390	78%	415	83%
Tiffin Elementary	K-1	540	199	37%	223	41%	242	45%	257	48%	266	49%
Oak Hill Elementary	2-3	575	176	31%	202	35%	224	39%	246	43%	266	46%
East Ridge Elementary	4-5	800	443	55%	455	57%	435	54%	464	58%	490	61%
Clipper Early Childhood Academy	PK	180	100	56%	107	59%	101	56%	111	62%	113	63%
Total	PK-5	3,570	1,690	47%	1,766	49%	1,809	51%	1,902	53%	1,999	56%

Source: RSP & Associates, LLC. - October 2023

Updated: 12/14/23

Notes:

1. Utilization percentages use the Instructional Capacity as provided by Shive-Hattery in 2023 10-Year Planning Document
2. Green shading illustrates when a building is below 60% utilization of instructional capacity
3. Orange shading illustrates when a building is above 90% utilization of instructional capacity
4. Total enrollment may fluctuate between current and concept tables due to rounding at building level and grade configuration changes

Note: East Ridge Capacity Updated to be a 4th-5th grade configuration.

Observations

- Area labeled A shifts from Clear Creek Elementary to Amana Elementary
 - 10 current K to 3rd grade students would be impacted in this change (next years 1st to 4th grade)
- Challenges resolved at Tiffin and North Bend elementary schools
- Amana Elementary increases utilization to 26-29%
- East Ridge Elementary brought online at 55-61% utilization
- Provides a proactive approach to elementary balance and creates the available capacity for open enrollment of students to potentially increase in the district

Concept B Boundaries: Enrollment Projections

Concept B Boundaries: Elementary Projections	New Grade Configuration	Capacity Instructional	2024/25		2025/26		2026/27		2027/28		2028/29	
			#	%	#	%	#	%	#	%	#	%
Amana Elementary	PK-4	475	123	26%	127	27%	127	27%	114	24%	115	24%
Clear Creek Elementary	PK-4	500	217	43%	212	42%	228	46%	230	46%	244	49%
North Bend Elementary	K-3	500	338	68%	348	70%	365	73%	390	78%	415	83%
Tiffin Elementary	K-1	540	235	44%	260	48%	277	51%	290	54%	299	55%
Oak Hill Elementary	2-3	575	205	36%	227	39%	255	44%	278	48%	297	52%
East Ridge Elementary	4-5	800	462	58%	475	59%	445	56%	479	60%	505	63%
Clipper Early Childhood Academy	PK	180	110	61%	117	65%	111	62%	121	67%	123	68%
Total	PK-5	3,570	1,690	47%	1,766	49%	1,808	51%	1,902	53%	1,998	56%

Source: RSP & Associates, LLC. - October 2023

Updated: 12/14/23

Notes:

1. Utilization percentages use the Instructional Capacity as provided by Shive-Hattery in 2023 10-Year Planning Document
2. Green shading illustrates when a building is below 60% utilization of instructional capacity
3. Orange shading illustrates when a building is above 90% utilization of instructional capacity
4. Total enrollment may fluctuate between current and concept tables due to rounding at building level and grade configuration changes

Note: East Ridge Capacity Updated to be a 4th-5th grade configuration.

Observations

- Area labeled B shifts from Clear Creek Elementary to Tiffin Elementary
 - 68 current K to 3rd grade students would be impacted in this change (next years 1st to 4th grade)
- Challenges resolved at Tiffin and North Bend elementary schools
- Tiffin and Oak Hill elementary schools increase utilization to 36-55%
- East Ridge Elementary brought online at 58-63% utilization
- Provides a proactive approach to elementary balance and creates the available capacity for open enrollment of students to potentially increase in the district

Concept C Boundaries: Enrollment Projections

Concept C Boundaries: Elementary Projections	New Grade Configuration	Capacity Instructional	2024/25		2025/26		2026/27		2027/28		2028/29	
			#	%	#	%	#	%	#	%	#	%
Amana Elementary	PK-4	475	123	26%	127	27%	127	27%	114	24%	115	24%
Clear Creek Elementary	PK-4	500	278	56%	273	55%	274	55%	276	55%	290	58%
North Bend Elementary	K-3	500	338	68%	348	70%	365	73%	390	78%	415	83%
Tiffin Elementary	K-1	540	211	39%	232	43%	252	47%	274	51%	280	52%
Oak Hill Elementary	2-3	575	182	32%	212	37%	237	41%	258	45%	277	48%
East Ridge Elementary	4-5	800	449	56%	456	57%	441	55%	470	59%	497	62%
Clipper Early Childhood Academy	PK	180	110	61%	117	65%	111	62%	121	67%	123	68%
Total	PK-5	3,570	1,691	47%	1,765	49%	1,807	51%	1,903	53%	1,997	56%

Source: RSP & Associates, LLC. - October 2023

Updated: 12/14/23

Notes:

1. Utilization percentages use the Instructional Capacity as provided by Shive-Hattery in 2023 10-Year Planning Document
2. Green shading illustrates when a building is below 60% utilization of instructional capacity
3. Orange shading illustrates when a building is above 90% utilization of instructional capacity
4. Total enrollment may fluctuate between current and concept tables due to rounding at building level and grade configuration changes

Note: East Ridge Capacity Updated to be a 4th-5th grade configuration.

Observations

- Area labeled C shifts from Clear Creek Elementary to Tiffin Elementary
 - 18 current K-3rd grade students would be impacted in this change (next years 1st to 4th grade)
- Challenges resolved at Tiffin and North Bend elementary schools
- Tiffin and Oak Hill elementary schools increase utilization to about 32-52%
- East Ridge Elementary brought online at 56-62% utilization
- Provides a proactive approach to elementary balance and creates the available capacity for open enrollment of students to potentially increase in the district

Concept Comparison – Main Takeaway

Boundary Criteria	Current Boundaries	Concept A Boundaries	Concept B Boundaries	Concept C Boundaries
<i>Fiscal Operational Considerations</i>	<ul style="list-style-type: none"> Minimizes number of staff needed to serve students and efficiently utilize resources 	<ul style="list-style-type: none"> Minimizes number of staff needed to serve students and efficiently utilize resources 	<ul style="list-style-type: none"> Minimizes number of staff needed to serve students and efficiently utilize resources 	<ul style="list-style-type: none"> Minimizes number of staff needed to serve students and efficiently utilize resources
<i>Neighborhoods Intact</i>	<ul style="list-style-type: none"> Does not shift current attendance boundaries 	<ul style="list-style-type: none"> Neighborhood west of county line (Portwood Dr) to attend Amana ES 	<ul style="list-style-type: none"> Neighborhood west of Ireland Dr and north of Hwy 6 (Tiffin Heights & Deer View Estates) to attend Tiffin/Oak Hill ES 	<ul style="list-style-type: none"> Neighborhood west of Ireland Dr and south of Hwy 6 (Prairie West) to attend Tiffin/Oak Hill ES
<i>Projected Enrollment & Building Utilization</i>	<ul style="list-style-type: none"> Solves challenges at Tiffin and North Bend East Ridge at 55-61% utilization 	<ul style="list-style-type: none"> Solves challenges at Tiffin and North Bend East Ridge at 55-61% utilization Clear Creek at 60-64% utilization 	<ul style="list-style-type: none"> Solves challenges at Tiffin and North Bend East Ridge at 58-63% utilization Clear Creek at 42-49% utilization 	<ul style="list-style-type: none"> Solves challenges at Tiffin and North Bend East Ridge at 56-62% utilization Clear Creek at 55-58% utilization
<i>Students Impacted</i>	<ul style="list-style-type: none"> No students impacted by boundary 	<ul style="list-style-type: none"> 10 K-3rd grade students impacted 	<ul style="list-style-type: none"> 68 K-3rd grade students impacted 	<ul style="list-style-type: none"> 18 K-3rd grade students impacted

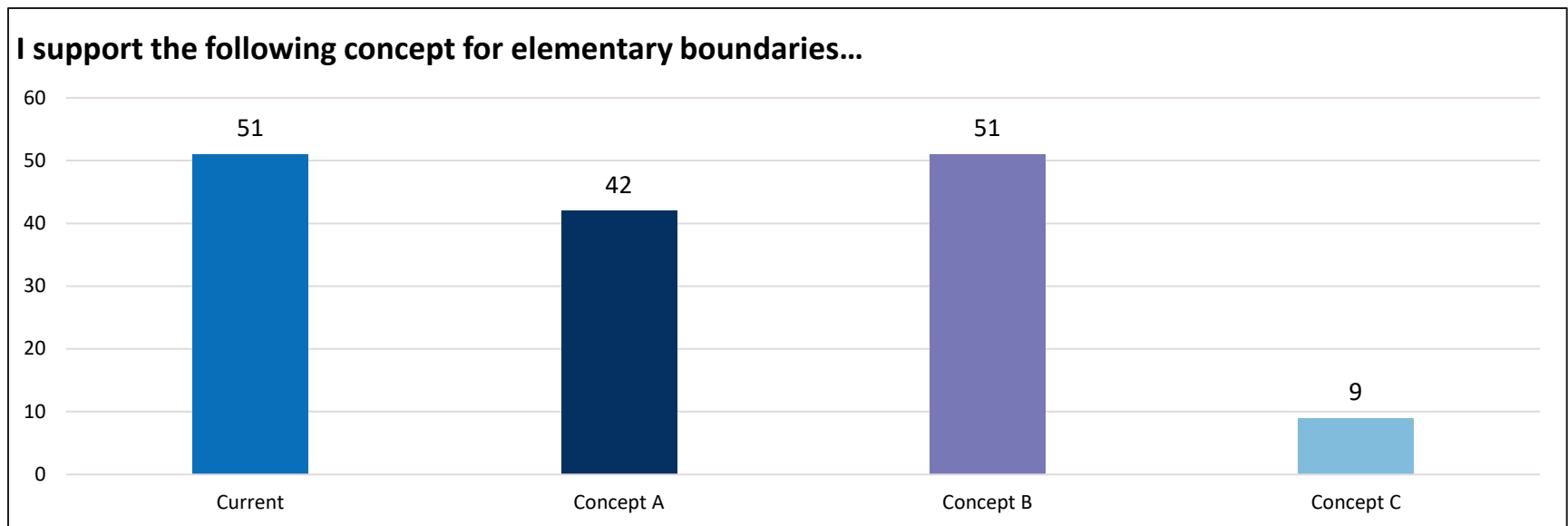
Note: East Ridge Capacity Updated to be a 4th-5th grade configuration.

Note: Table serves as OVERVIEW of difference between the concepts. It is a starting point and not all encompassing.

Final Survey Results (Part 1)

Survey closed Dec. 12 – below are the RESULTS:

- **213** Total Responses
 - **DISCLAIMER:** Responses were not required for every questions. Total responses may differ by question.
- Maintaining the current boundaries and Concept B were the most favored options with 51 votes each
- Concept C received the least support
- Majority of survey responses (approx. 95%) agree that enrollment will continue to increase
- Majority of survey responses (approx. 90%) agree that overcrowding challenges should be addressed in facilities



Source: MetroQuest Survey, December 2023

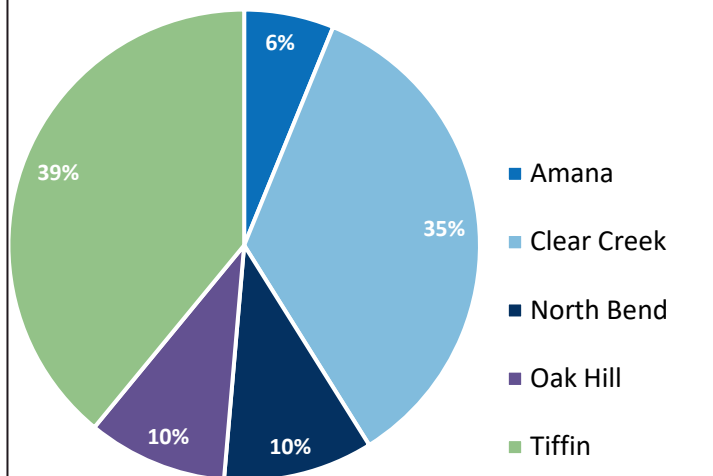
Note: There were 60 blank responses to this question.

Final Survey Results (Part 2)

Survey closed Dec. 12 – below are the RESULTS:

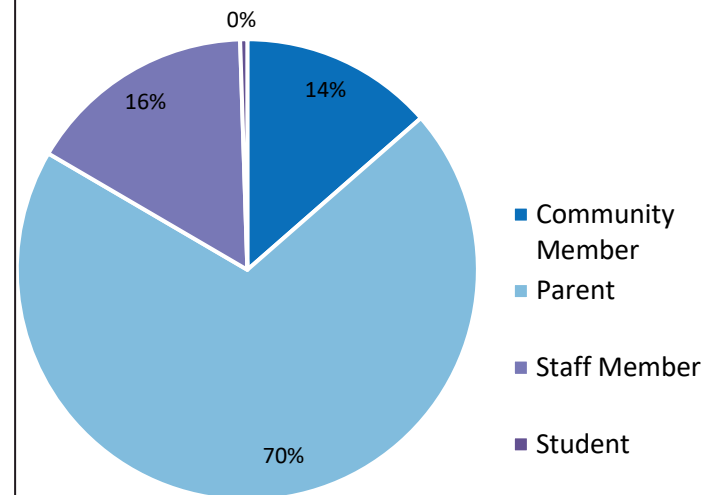
- **213** Total Responses
 - **DISCLAIMER:** Responses were not required for every questions. Total responses may differ by question.
- Tiffin (green) and Clear Creek (light blue) elementary school parents provided the most responses
 - 70% of responses responded they were parents of current CCA students

I identify with the following school:



Source: MetroQuest Survey, December 2023
Note: There were 67 blank responses to this question.

I am a:



Source: MetroQuest Survey, December 2023
Note: There were 56 blank responses to this question. You were allowed to select multiple.

Final Survey Results (Part 3)

There were 44 submitted comments that are summarized below (all comments will be provided when survey closes):

- Disruption to Neighborhoods and Students
 - Worries about the emotional and educational impact of students having to transition to new buildings every two years.
 - Concerns about the overall well-being of students affected by the changes.
 - Upset about families and neighborhoods being split between different schools.
 - Resistance to changes that would disrupt established connections between families, teachers, and students.
- Frequent School Changes:
 - Concerns about young kids transitioning schools every 2 years.
 - Disapproval of grade reconfiguration and the potential impact on students' stability and relationships with staff.
- Lack of Public Input/Impact on Students:
 - Frustration about the decision to change 4th to 5th grade to Coralville School without public input.
 - Desire for more public involvement in decision-making processes, especially regarding major changes like grade configuration.
- Programming and Services:
 - Concerns about ensuring that necessary programming is offered in all buildings.
 - Potential impact on special education services and logistical challenges for staff.
- Students Projections/Utilization of Facilities
 - Concerns about adding more students to already overwhelmed buildings.
 - Calls for careful planning that considers future population growth in specific areas.
 - Suggestions to utilize existing facilities efficiently, such as adding students to Amana, which has more room.
- Transportation Challenges:
 - Worries about increased bus ride times for families with children in multiple buildings and adding more schools will lead to even longer bus routes for students.
 - Difficulties for parents with multiple grade-level kids to manage transportation logistics.
 - Requests for planning that takes into account the traffic and congestion issues.

These themes provide a comprehensive overview of the community's concerns and opinions regarding the proposed changes in the school district. Addressing these themes in any communications or decision-making processes may help in fostering understanding and collaboration among stakeholders.

Next Steps

Public Input Opportunities

- ❑ Survey closed December 12th

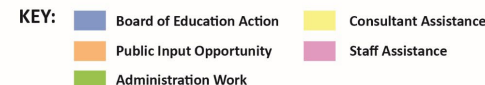

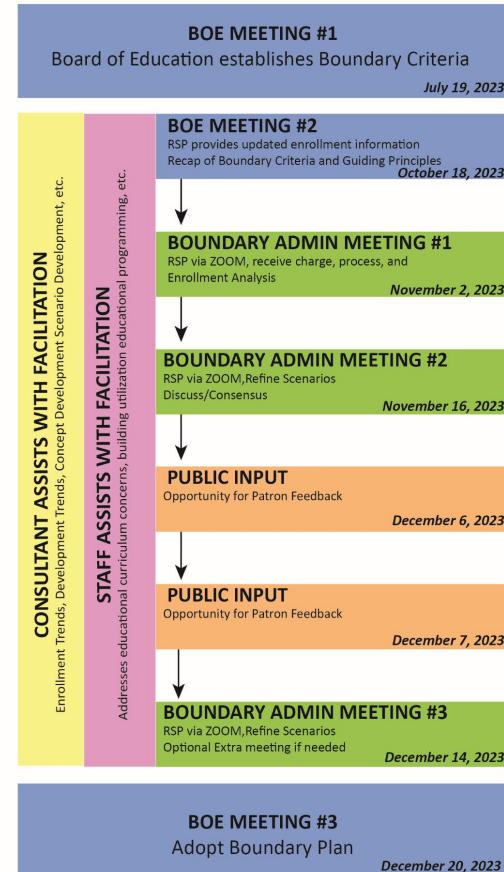
Boundary Admin Meeting #3:

- ❑ December 14, 2023
- ❑ Discuss results of public survey and feedback themes from public input sessions
- ❑ Finalize recommendation for the Board of Education

Board of Education Meeting #3:

- ❑ December 20, 2023
- ❑ Adopt boundary plan for 2024/25

2023/24 COMPREHENSIVE BOUNDARY PROCESS



Updated September 28, 2023

